



# HAND PUPPETS

*inspired by*

Disney • PIXAR  
**THE GOOD  
DINOSAUR**



## MATERIALS + TOOLS:

Spot + Arlo printables  
scissors  
tape



1  
Cut out the square, then fold it in half vertically.




2  
Open it back up and fold it horizontally. Make sure to really create the paper.



3  
Next, turn the image face down, then fold in the corners until they meet in the middle.



4  
Now flip it over so the eyes face the table. Fold in all of the corners again.




5  
Put your fingers into the open flaps and form it into shape.


\*To make Spot, cut out and tape on his wild hair behind the top flaps. Round the corners on the bottom section of the printable.

Available on Blu-ray™, Digital HD & **Disney Movies Anywhere** February 23rd **PG**

©2016 Disney • Pixar



Available on Blu-ray™, Digital HD & **Disney Movies Anywhere** February 23rd **PG** ©2016 Disney • Pixar



Disney · PIXAR  
**THE GOOD  
DINOSAUR**



Available on Blu-ray™, Digital HD & **Disney Movies Anywhere** February 23rd 

©2016 Disney · Pixar