



# CREATE A SPYGLASS

**P**irates of the Caribbean: Dead Men Tell No Tales” inspires the explorer in all of us who yearns for great adventure on the high seas. In order to find hidden treasure, every swashbuckler must be prepared for the journey ahead, and just like the pirates and privateers who roamed the Spanish Main, it is important for you to practice the skills necessary to awaken the hero in you. Your imagination is the key to unlock a world that awaits to be explored. By reenacting scenes from the film or inventing new quests with Captain Jack Sparrow, Henry or Carina, you can let your creativity set sail on new adventures.

Perhaps there is no better place for exploration and imaginative play than the outdoors. Nature provides endless possibilities for inventing, seeking and exploring. Your imagination can turn a grassy meadow into a mist-filled ocean that beckons to be sailed, or two rocks side by side can act as mighty galleons firing at one another in an incredible battle. Whether you are on a beach, in your own backyard or at a local park, imagining the next great pirate adventure can take place anywhere you choose!

## PREPARE


Before venturing outdoors make sure you have what you need to aid in your adventure.

- Remember sunscreen and hats or raincoats and gloves so you can explore no matter the weather.
- Bring a journal, sketch pad, pencils, crayons or markers to keep track of your adventure.
- Pack water and a healthy snack to stay energized.
- Carry a flashlight for checking out shadowy places and under rocks and logs.
- Take a camera or phone to capture your adventure.


Last but not least, a pirate needs a spyglass to look out onto the horizon and plan his or her next move. On the next page you will find directions on how to create your own spyglass out of reusable items from your own home!

**S**pyglasses, or handheld telescopes, can help you focus on faraway objects. They were invented in the early 1600s and quickly became standard seafaring equipment for sailors and pirates alike. Create your own spyglass using reusable items and the directions below. Then, take your spyglass outside to explore land and sea!

1) Trace the end of a cardboard tube against the bottom of a paper cup and cut out the traced circle from the cup.



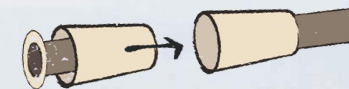
2) Trace the bottom of the cup on a piece of paper. Then, trace the bottom of the tube inside of that circle.




3) Cut out both circles so that you make a ring shape and glue it to one end of the cardboard tube.



4) Once the glue has dried, push the end of the cardboard tube without the paper ring through the top of the cup. Keep pushing the cardboard tube all the way through the hole at the bottom until the paper ring touches the end of the cup.



5) Take your spyglass outside, look through the cardboard tube with one eye and explore!



What questions do you have about nature that you can answer with your spyglass?

What do you see that you haven't seen before?