

Aladdin

MAGNETIC FLYING CARPET

SUPPLIES

Flying carpet template
Scissors
Coloring tools
Strong magnets
Tape
Table or Plate

Note: Adult supervision is recommended with scissors and magnets.

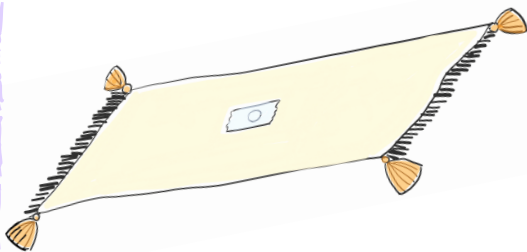
Choose a carpet: blank or pre-designed




Design or color your flying carpet, then cut it out.



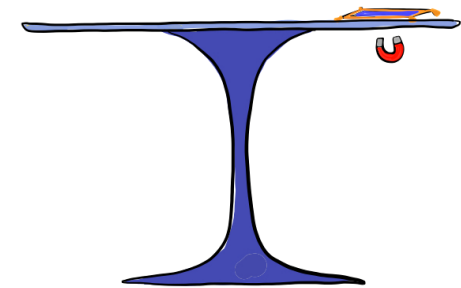
Tape a strong magnet to the back of the carpet



Stack a few more magnets on top of the tape.



Turn your flying carpet upright and place it on a table or plate. Use more strong magnets to move the carpet from under the table. Watch your carpet "fly!"



Aladdin MAGNETIC FLYING CARPET template

